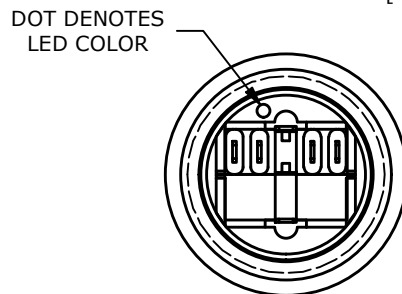
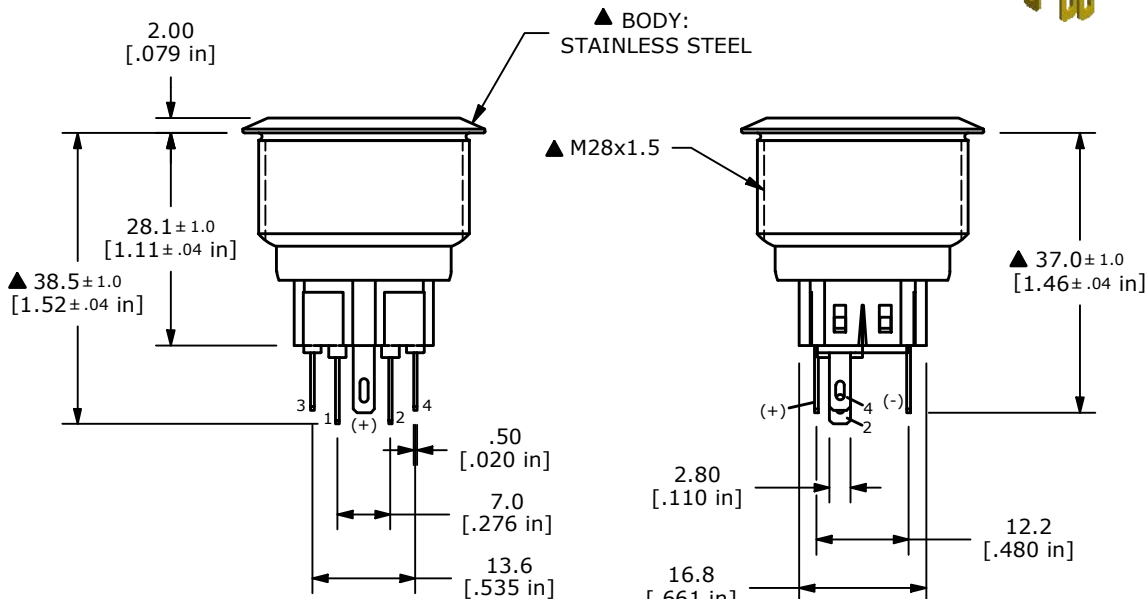
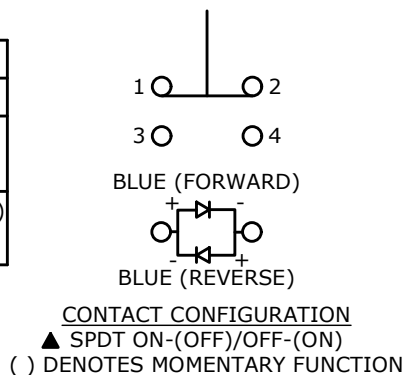


▲ SWITCH FUNCTION

POS. 1	POS. 2
1-2 ON 3-4 OFF	1-2 (OFF) 3-4 (ON)

() = MOMENTARY



- NOTE:
- ALL DIMENSIONS IN MM [INCH]
 - GENERAL TOLERANCE: X.X = ± 0.4
X.XX = ± 0.25
 - TERMINAL NUMBERS FOR REF. ONLY
 - RATING: 2A @ 48VDC
 - CONTACT RESISTANCE: 50mΩ MAX. @ 1A 12VDC
 - INSULATION RESISTANCE: 1,000MΩ @ 500VDC
 - DIELECTRIC STRENGTH: 2,000VAC MIN. FOR 1 MINUTE
 - ELECTRICAL LIFE: 50,000 CYCLES
 - OPERATING TEMPERATURE: -20°C TO 55°C
 - INGRESS PROTECTION: IP66
 - ▲ 11. SUPPLIED HARDWARE: O-RING AND HEXNUT
 - ▲ 12. ▲ DENOTES CRITICAL PARAMETER
 - ▲ 13. ILLUMINATION COLOR: BLUE
 - ▲ 14. ILLUMINATION VOLTAGE: 24V

C	24648	UPDATE THREAD LENGTH TO 15.0	12/18/20	JM
B	23841	UPDATED RATING TO IP66	4/8/19	MJR
A	22845	NEW RELEASE	5/11/17	MJR
REV	PCR NO	DESCRIPTION	DATE	BY



TITLE PV9F2Y0SS-345				
SCALE 1:1	DATE 5/11/2017	DR MJR	DWG 52-PV9F2Y0SS345	REV C

THE INFORMATION CONTAINED IN THIS DOCUMENT IS PROPRIETARY TO E-SWITCH AND IS NOT TO BE COPIED OR TRANSFERRED